

MUSIC GENRE DESCRIPTOR FOR CLASSIFICATION BASED ON TONNETZ TRAJECTORIES

Emmanouil Karystinaios^{1,2,5}

¹ Université Paris Diderot

manoskaristineos@gmail.com

Corentin Guichaoua^{2,3}

Moreno Andreatta^{3,2}

² STMS, CNRS,

IRCAM, Sorbonne Université

³ IRMA, CNRS,

Université de Strasbourg

corentin.guichaoua@ircam.fr
andreatta@math.unistra.fr

Louis Bigo⁴

Isabelle Bloch⁵

⁴ CRISAL, CNRS

Université de Lille

⁵ LTCI, Télécom Paris

Institut Polytechnique de Paris

louis.bigo@univ-lille.fr
isabelle.bloch@telecom-paris.fr

RÉSUMÉ

Dans cet article, nous présentons un nouveau descripteur pour la classification automatique du style musical. Notre méthode consiste à définir une trajectoire harmonique dans un espace géométrique, le Tonnetz, puis à la résumer à ses valeurs de centralité, qui constituent les descripteurs. Ceux-ci, associés à des descripteurs classiques, sont utilisés comme caractéristiques pour la classification. Les résultats montrent des scores F_1 supérieurs à 0,8 avec une méthode classique de forêts aléatoires pour 8 classes (une par compositeur), et supérieurs à 0,9 pour une classification en 4 classes de style ou période de composition.

1. INTRODUCTION

Genre classification of music is an important branch in Music Information Research (MIR). Usually, symbolic music classification, as opposed to audio-based approaches, mainly relies on general descriptors for MIDI specifications and general statistics, such as the lowest and highest notes, maximum repetition of chords or notes, etc., rather than harmonic characteristics of symbolic scores. Stylistic classification, in particular, is mainly developed on monophonic streams [10]. In this article, we propose a new approach for stylistic music classification, driven by chord material.

The main issues of polyphonic music classification are the representation and the reduction of the data. For instance, some approaches choose to convert polyphonic extracts to multiple monophonic streams [18] or choose a restricted alphabet to only represent certain types of chords [7]. While automatic harmonic analysis seems promising, with methods such as *jSymbolic* [25] and *Stylerank* [13], there are some imposed restrictions such as the filtration of chords based on duration, persistence, type, size and rhythmic positioning.

In this paper, we present a novel approach without vocabulary restrictions on the chord material but rather an evaluation of the total harmonic content. Following Louis

Bigo's approach on trajectories in generic simplicial complexes [4], we also make use of the Tonnetz in order to represent the musical data. A compliance function selects the appropriate Tonnetz for the considered chord material. In this Tonnetz we build a harmonic trajectory of the MIDI piece based on some core principles and different case by case strategies. This trajectory is then reduced to a limited number of values which are used for the classification process.

For classification, we suggest basic supervised methods such as Random Forest and k-Nearest Neighbors (used here in a supervised way). Furthermore, we present experiments for binary and multi-class versions of classification. The binary classification utilizes only the trajectory descriptor values, whereas the multi-class version makes use of other simple descriptors as well, for optimal performance.

2. TRAJECTORY AND DERIVED DESCRIPTORS

The core of the proposed approach is described in this section. Assuming that harmony is one of the most important parameters in determining the style of a musical piece, the main idea is to transform a series of chords in a spatial trajectory in an appropriate space, and then derive descriptors from this trajectory.

From a midi file, chords are extracted using *music21* tools [12], and in particular the function *chordify*.

The next step is to define how to build a trajectory. According to Bigo, a trajectory is defined in a pitch space called Tonnetz [4]. The Tonnetz is defined as a spatial organization of musical pitches, along three axes, where every axis is based on a given interval. A Tonnetz will then simply be denoted by these three intervals, e.g., $T(3, 4, 5)$ meaning that the axes represent minor thirds, major thirds and perfect fourths (and their complementary intervals).

In this article, we use the term Tonnetz in the sense of a graph which is not bound (i.e. an infinite grid). Let v be a vertex in this graph. The neighbors of v are defined by the intervalic relations of the selected Tonnetz. Every vertex

has 6 neighbors defined by the 3 Tonnetz intervals and their complement modulo 12. In our approach, we use the well-tempered 12-semitone system so that we can handle chords and harmony. Note that one could use a different tempered system with smaller or larger intervals.

We do not use all 12-note Tonnetze but only the five which have the topological structure of a torus, as originally characterized in [9] and studied in details in [21]. This means that we exclude the non-connected Tonnetze on which finding a compact and connected trajectory would often be impossible.

Let us provide some examples. Considering the Tonnetz $T(3, 4, 5)$, a spatial representation can be defined on a square grid, and T would be represented by associating the interval 4 (i.e. a major third) to the x -axis, and the interval 3 to the y -axis. The interval 5 would then be represented on the diagonal. A 4×3 size grid is then periodically repeated. In a similar way $T(1, 3, 8)$ will be represented with interval 8 on the x -axis and 3 on the y -axis. These examples and others are displayed in figure 1, where a C major chord is represented on four Tonnetze.

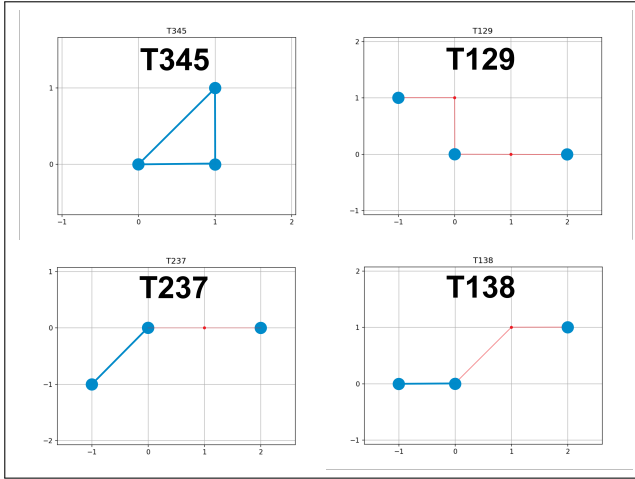


Figure 1. The representation of a C major chord, i.e. the pitch class set $Cmaj = \{0, 4, 7\}$, in four different Tonnetze. The notes of the chord are illustrated in blue. The intermediate edges and notes (connecting the chord representation) are denoted in red. The note $C = 0$ is always placed at point $(0, 0)$.

2.1. Trajectory

The trajectory is defined as a path \mathcal{X} in the Tonnetz T , i.e. an ordered list of positions in the space T .

Let us investigate some basic scenarios for trajectory construction. Placing the first note in the Tonnetz has no bearing on the descriptors we ultimately compute, so we can simply pick an arbitrary position. Now we consider the case where we have to place two notes : one of them is placed as in the previous case, and the second one is placed according to a criterion depending on a distance measure. To this end, we define a function $dist : \mathbb{Z}_{12} \times \mathbb{Z}_{12} \rightarrow \mathbb{N}$, which assigns to the pitch class representation of notes,

x and y , their distance according to a given Tonnetz as :

$$dist(x, y) = \begin{cases} 0 & \text{if } x = y \\ 1 & \text{if } (x - y) \in T \vee (y - x) \in T \\ 2 & \text{otherwise} \end{cases} \quad (1)$$

Note that $dist(x, y) = dist(y, x)$. By abuse of notation, from now on when referring to notes or chords we automatically consider the numerical representations of their pitch class (PC). They are defined with integer notation, where $C = 0$, $C\sharp = 1$, $D = 2$, etc. Accordingly, chords are PC sets.

Two notes x, y are neighbors if $dist(x, y) = 1$. Thus, in the case where two notes are neighbors we find which kind of interval they form and to which Tonnetz axis this interval corresponds. In the case where $dist(x, y) = 2$, we define a positioning according to a shared neighbor. For example, in Tonnetz $T(1, 2, 9)$, the placement of note E in relation to note C is computed using the shared neighbor D : D is first placed in relation to C , then E is placed in relation to D . This example is illustrated in figure 1 (horizontal axis). The intermediate neighbors are denoted in red.

Given a note x , a position p and a fixed Tonnetz T , let $\pi(x, p)$ be a positioning function for T which, from the reference position p , places the note x as described above.

We now move on to chords, which we will demonstrate on the simple case of a triad but generalize as well to chords of any size. In figure 1 a C major chord is represented in 4 different Tonnetze, $T(1, 3, 8)$, $T(1, 2, 9)$, $T(3, 4, 5)$ and $T(2, 3, 7)$. From this representation we can see that in $T(3, 4, 5)$ the chord forms a connected graph while in the other cases the graph is disconnected. In all representations, we place the note $C = 0$ at point $(0, 0)$. From there, we place the other notes based on the Tonnetz intervals and periodicity. For example, we first need to find whether E and G are neighbors of C in Tonnetz T . For this we consider the following function, which gives the neighbors of note y in the chord X according to Tonnetz T :

$$neigh(y, X, T) = \{x \in X \mid dist(y, x) = 1 \text{ in } T\} \quad (2)$$

In the C major scenario, E and G are neighbors of C in Tonnetz $T(3, 4, 5)$ so we can easily find their place in T . We define a function which takes a chord X and a position p in a fixed space T and assigns positions to all notes of X as follows :

$$f(X, p) = \{\pi(x, p) \mid x \in X\} \quad (3)$$

If a chord does not strictly consist of neighboring notes, we first place notes which are neighbors of y , then we attempt to place the remaining notes according to the newly positioned notes, repeating until no more notes can be placed. If some notes remain to be placed, then one of the remaining notes is placed in relation to an arbitrary already placed note, and the process is repeated. This process is summarized in algorithm 1.

Algorithm 1: Placement of the first chord

Input: (X, T)
Result: placed
 Let $x \in X, p_x$ arbitrary;
 placed = $\{(x, p_x)\}$;
 to_place = $X \setminus \{x\}$;
while to_place $\neq \emptyset$ **do**
 while $\exists(x, p_x) \in \text{placed}, \exists y \in \text{to_place}$ such
 that $y \in \text{neigh}(x, \text{to_place}, T)$ **do**
 placed = placed $\cup \{(y, \pi(y, p_x))\}$;
 to_place = to_place $\setminus \{y\}$;
 end
 let $y \in \text{to_place}, (x, p_x) \in \text{placed}$:
 placed = placed $\cup \{(y, \pi(y, p_x))\}$;
 to_place = to_place $\setminus \{y\}$;
end

This process analyzes in depth the method for positioning chords with a starting reference point. Given a chord X and a Tonnetz T we now know how to place all notes of X in T . The natural question is how to generalize the previous construction to the case of a sequence of chords. Let us consider the simplest case with two chords X, Y . We know the positions for all elements of X and we want to find a reference note and point to find the positions of the elements of Y . We need to find the best candidates $y_0 \in Y$ and $x_0 \in X$ to find a position for y_0 . We remind that the position p_{x_0} of x_0 is known. We set :

$$y_0 = \operatorname{argmin}_{y \in Y} \sum_{x \in X} \operatorname{dist}(x, y) \quad (4)$$

i.e. the note achieving the minimum of $\sum_{x \in X} \operatorname{dist}(x, y)$, and similarly :

$$x_0 = \operatorname{argmin}_{x \in X} \sum_{y \in Y} \operatorname{dist}(x, y) \quad (5)$$

These are the best candidates of the two chords, and a position for y_0 is then obtained by the function $\pi(y_0, p_{x_0})$. The rest of the chord is then placed according to the main loop of algorithm 1. We note $u(C_i, C_j, P_i)$ the function that assigns positions to the chord C_j based on chord C_i and its positions P_i .

Although this method ensures termination, it is not fully satisfying as it does not guarantee the most compact representation for a larger sequence of chords.

Let $[C_1, \dots, C_{n-1}, C_n, C_{n+1}, \dots, C_k]$ be a list of chords. Suppose that for the chords C_1, \dots, C_{n-1} the corresponding positions P_1, \dots, P_{n-1} are known and we search a position for the chord C_n . We propose a method for considering two different positions for chord C_n and a verification system for checking the compactness of the solution. Let us define

$$P'_n = u(C_{n-1}, C_n, P_{n-1}) \quad (6)$$

$$P^{\#}_{n+1} = u(C_{n-1}, C_{n+1}, P_{n-1}) \quad (7)$$

$$P''_n = u(C_{n+1}, C_n, P^{\#}_{n+1}) \quad (8)$$

Using the function u we obtain two sets of positions for the chord C_n, P_n and P'_n . Moreover, we consider consecutive sequences of three chords and, thus, we obtain two sets of positions :

$$S'_n = P_{n-2} \cup P_{n-1} \cup P'_n \quad (9)$$

$$S''_n = P_{n-2} \cup P_{n-1} \cup P''_n \quad (10)$$

We want to check the compactness of S'_n, S''_n . Therefore, we build the convex hull (CH) of S', S'' and compare their diameters (i.e. the maximum Euclidean distance between positions of the convex hull). Thus, we can obtain the final coordinates for the chord C_n by :

$$P_n = \begin{cases} P'_n & \text{if } \operatorname{Diam}(\operatorname{CH}(S')) \leq \operatorname{Diam}(\operatorname{CH}(S'')) \\ P''_n & \text{otherwise} \end{cases} \quad (11)$$

This process considers the sequence of three consecutive chords and finds the most compact representation for them.

An example is illustrated in figure 2, with different trajectories for a chord sequence, and in particular, the sequence I–IV–V–I in C major, according to the method defined above. The corresponding chords are :

$$\{[0, 4, 7], [5, 9, 0], [7, 11, 2], [0, 4, 7]\} \quad (12)$$

Let us proceed to a step by step analysis of the positioning of the above sequence in $T(3, 4, 5)$. For the illustration we refer to figure 2.

The first chord, C major, is positioned by giving the position (0,0) to C and then finding its neighbors. As major chords are connected in $T(3, 4, 5)$ we obtain the blue triangle using the method defined in algorithm 1.

The second chord, F major, is positioned accordingly in relation to C major. The best candidate for connectivity between the two chords is their common note C . We already have a position for C and this second chord is major thus we obtain the shame shape, displayed in red.

Following the definition of trajectory we have two solutions for the chord Gmaj, one in relation with F major and one in relation with the next chord, i.e. C major. We obtain two sets of points for G major as suggested in the definition of trajectory sequences above.

As F major and G major have no common notes, in contrast to G major and C major, the representation of G major in relation to C major is more compact. Therefore, we choose the final C major chord as reference chord for G major and we obtain its position displayed in green.

Finally we obtain the position for C major in relation with G major with best candidate their common note G . Therefore, we obtain the trajectory as shown in figure 2.

To illustrate the proposed method on a longer sequence of chords, we provide in figure 3 the trajectory of *Divertimento in C major* (Hob.XVI :3), first movement by Haydn in Tonnetz $T(3, 4, 5)$.

Now for any chord sequence, we also need a measure to choose the fittest Tonnetz to represent this sequence. For a sequence of chords S , some Tonnetze represent S by

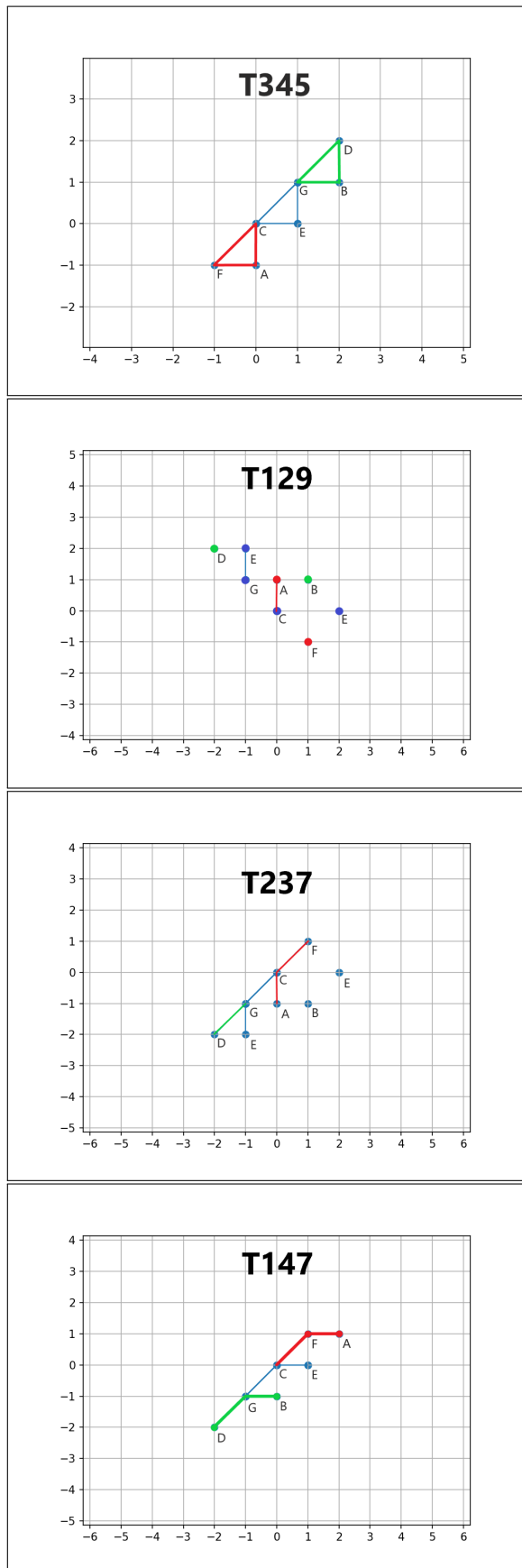


Figure 2. Plot of the sequence I–IV–V–I in C major for Tonnetze $T(3, 4, 5)$, $T(1, 2, 9)$, $T(2, 3, 7)$, $T(1, 4, 7)$. Cmaj in blue, Fmaj in red and Gmaj in green.

occupying less space or with less connected components. For this reason, we define the compliance function in the following section.

2.2. Compliance Function and Compliance Predicate

The compliance function is a notion defined in [4] in order to quantify the propensity of a space E to best represent the properties of a system S . Subsequently, a very important step is choosing the correct Tonnetz to represent a piece of music. This process is guided by the compliance function, in two steps. The input is a set of chords. The first step is a variation of the compliance function defined in [4]. The second step builds the trajectories in all Tonnetze and then measures the compactness of each of them.

For the first step, we define a compliance predicate in the Tonnetz for each chord.

Definition 1. For a given Tonnetz T and a chord C , C is connected if :

$$\forall c, c' \in C, \exists c_0 \dots c_k \in C : \quad (13)$$

$$c_0 = c \wedge c_k = c' \wedge \forall i < k, \text{dist}(c_i, c_{i+1}) = 1$$

This definition is equivalent to saying that there exists a representation of C in T where C is a connected graph. The placement algorithm guarantees that such a representation will be used if it exists.

For the second step, we calculate trajectories in all Tonnetze. From the set of positions, we find the maximum width and maximum height of the trajectory in the Tonnetz grid. Connected component labeling is then performed by traversing all trajectory points and label the points based on the relative values of their neighbors. At the end of the process, the number of labels corresponds to the number of connected components. We select the trajectory with the least number of connected components, the least maximum width and the least maximum height. This is called the most compact trajectory, meaning that the Tonnetz graph spans in as little space as possible and with the least connected components.

The most suitable Tonnetz is chosen based on a combination of all criteria. The values obtained for the maximum height, the maximum width, and the number of connected components are normalized (using the maximum value) to provide a value in $[0, 1]$. Checking the compliance predicate results in the sum of a binary value (1 if satisfied, 0 if not) for every chord divided by the number of chords. All these values are then summed together and the sum is normalized.

Our hypothesis for the trajectory descriptor states that the ability of the various Tonnetze to represent a chord sequence in a compact way captures some central stylistic features of a musical piece. Consequently, we choose the two Tonnetze with the highest final values.

Using the compliance function, we can measure the compactness of each trajectory and find the most suitable one. In figure 2, the most suitable trajectory turns out to be in the Tonnetz $T(3, 4, 5)$, with only one connected component, a height of three units, a width of three units and

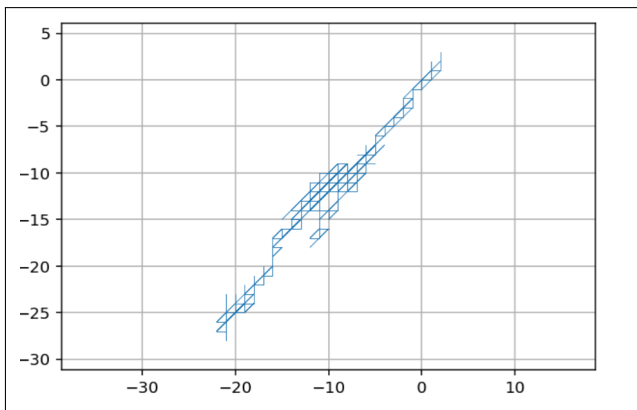


Figure 3. A Trajectory example of Divertimento in C major, Hob.XVI :3, first movement by J. Haydn in Tonnetz $T(3, 4, 5)$.

four out of four connected chords. Its coefficient is higher in relation to all the other Tonnetze for the same sequence.

2.3. Reduction to a Weighted Graph and Centrality

Once the trajectory is built, it is important to perform a dimensionality reduction. Every trajectory has a different number of points thus the comparison of trajectories is not a trivial task. We propose to transform the trajectory into an abstract non-directed weighted graph and calculate its centrality values.

The result of our trajectory calculation is a list of chords and their corresponding coordinates in the \mathbb{Z}^2 plane, where every coordinate is an integer value. In order to build the edges we take the Cartesian product of the points of every chord and filter with the Predicate *IsEdge*. More precisely, given a point $p_1 = (x, y)$ and a point $p_2 = (z, t)$, where $x, y, z, t \in \mathbb{Z}$, we define :

$$IsEdge((x, y), (z, t)) = (x \neq z \wedge y \neq t) \wedge (|x - z| = 1 \vee |y - t| = 1) \quad (14)$$

Additionally, during the construction of the trajectory we store the connecting edges between chords.

To find the total vertices we take the set of all points of the trajectory. To find the edges we filter the Cartesian product of all trajectory points with the *IsEdge* predicate. If an edge appears more than once we keep its multiplicity to produce weighted edges.

By those vertices and edges we obtain a weighted non-directed graph. We simplify by discarding the coordinates. We enumerate the vertices and edges thus obtaining an abstract graph. On this abstract graph we compute some characteristic values of the graph. We calculate the Katz centrality [19], the closeness centrality [16], the harmonic centrality [5], the global clustering coefficient and the square clustering coefficient [31], using the *NetworkX* software [17].

Global measures such as closeness centrality, harmonic centrality and the clustering coefficients are normalized measures which are independent of the graph size [26]. The Katz centrality, which is a generalization of eigenvalue centrality and measures the number of neighbors for

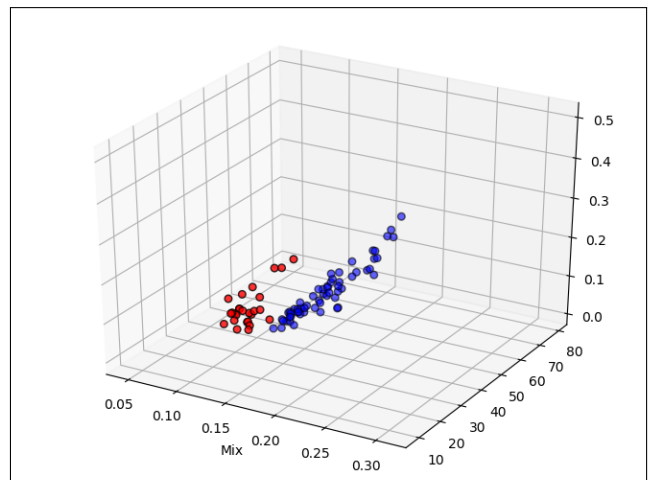


Figure 4. Plotting of Katz, Harmonic and Closeness centralities for 200 Bach Chorales (blue) and various Beethoven pieces (red).

each node, can be correlated with size, however the number of neighbors of a node in the Tonnetz is fixed.

Graph centralities are sufficient for representing the graph obtained from the trajectory and, therefore, we use them for classification. We illustrate this in figure 4 where we plot the Katz, harmonic and closeness centrality for 200 Bach chorales, denoted in blue, and various Beethoven pieces, denoted in red (every point represents a piece). A good separation between the two classes is observed.

3. APPLICATION TO CLASSIFICATION

In this section, the proposed descriptors are computed from Midi files and used as features in classification methods for musical style.

3.1. Descriptors

For the classification experiments we use the values from trajectory descriptors described in section 2 and some other general midi descriptors mainly defined in [28].

For each midi or other file format, we extract the chords using the *music21* function *chordify* [12]. Two trajectories are then built, in different Tonnetze defined by the compliance function introduced in section 2.2. We extract the 3 centrality values and 2 clustering coefficients as described in section 2.3 and the corresponding Tonnetz for each trajectory. Thus, the trajectory descriptor is composed of 12 values.

The general descriptors extract other midi information and general statistics such as the number of instruments in the piece, the type of instruments, an estimated tempo for the piece, the time signature and the number of signature changes. These values are computed using *music21* [12] and *pretty_midi* [29]. These general descriptors and their type are shown in table 1

Descriptor	Type
Number of Instruments	Integer
Instruments	List of strings
Estimated Tempo	Integer
Time Signatures	List of floats
Number of Signature changes	Integer

Table 1. General Midi Descriptors.

3.2. Classifiers

Two very usual classifiers have been used to evaluate the performance of the descriptors on the data set. The main classifier that obtained repeatedly the best results is the Random Forest Classifier [6]. For the Random Forest Classifier we use a number of 1000 trees. Our experiments have shown that very similar classification results were obtained by varying the number of trees around this value. We also provide results obtained with k-Nearest Neighbors (kNN) [11] with k set to 10 neighbors, for validation and comparison purposes.

3.3. Music Corpora

Our data set consists of nearly 500 pieces (encoded as midi files) of various composers and styles, namely Standard Jazz, Beethoven, Bach, Mozart, Palestrina, Monteverdi, Chopin and Schumann (i.e. 8 classes). The data set is well balanced in groups of 60 pieces per composer. Most of the data set is retrieved from *music21* corpus [12]. In the corpus we find J.-S. Bach chorales, G. Palestrina's vocal works, C. Monteverdi's madrigals and some works by W. A. Mozart, L. van Beethoven and R. Schumann. The rest of the data set was retrieved from several online resources found in [23, 24].

For our data set we used real compositions with no specific requirement or constraint on the midi score quality. In particular, we can use a variety of formats such as xml, mxl, abc, krn and others. All these formats are kinds of symbolic music notation. This way, we approach a more inclusive approach to music score processing and classification.

3.4. Pre-processing

For the pre-processing of our data, we encode as numbers the data which are not in numeric form, such as the Tonnetze, the list of instruments, the time signatures, and the list of tempo. We use the label encoder provided by *scikit-learn* [27]. We also use *scikit-learn* classifiers, *RandomForestClassifier* and *KNeighborsClassifier*.

3.5. Experimental Results

The experiments on the data-set with 8 the classes listed above are performed for (i) binary classification (one class against another class), and (ii) multi-class classification, involving the 8 classes.

The results are evaluated with the F_1 score which is defined as the harmonic mean of the precision and recall :

1 st Class	2 nd Class	Random Forest	kNN
Bach	Beethoven	1.00	0.97
Bach	Chopin	0.97	0.94
Bach	Jazz	1.00	0.98
Bach	Monteverdi	0.83	0.69
Bach	Mozart	1.00	0.98
Bach	Palestrina	0.83	0.75
Bach	Schumann	0.87	0.92

Table 2. Binary classification : F_1 -score results with 1000 iterations of Random Forest method, and k-Nearest Neighbors with $k = 10$. We compared over 60 Bach chorales from *music21* corpus versus various works from other composers and style as presented above. We use 70% of the data-set to train the model and the other 30% for testing. Results are for test only, i.e. unseen examples.

$$F_1 = 2 \cdot \frac{\text{precision} \times \text{recall}}{\text{precision} + \text{recall}} = \frac{2 \cdot TP}{2 \cdot TP + FP + FN} \quad (15)$$

where TP are the true positives, FP the false positives and FN the false negatives. The result is a real number in the interval $[0, 1]$ [27].

3.5.1. Binary Classification

For binary classification we use only the trajectory descriptor. In table 2 we present the F_1 scores between Bach chorales and each of the other 7 composers' styles. The training set contains 70% of the data, and test is performed on the remaining 30% (i.e. not seen before). Therefore, approximately 60 pieces per class were compared. For the Random Forest classifier we produced 1000 decision trees and used information gain to measure each split.

These results show that, for binary classification, the proposed descriptors lead to very good results ($F_1 > 0.8$) with the Random Forest classifier. The results are slightly lower with kNN, as expected. These results demonstrate the relevance of the trajectory descriptors in this simple situation. We can also remark that the lowest scores are achieved between classes where harmony characteristics tend to be most similar. For example, Bach's chorales trajectories received lower scores when compared with Monteverdi's madrigals or Palestrina's vocal works. We attribute this result to the fact that Bach's chorales have a modal character similar to the one found in renaissance music.

3.5.2. Multi-class Classification

For multi-class classification we compared the trajectory descriptors to the general midi descriptors presented in table 1. Tests have also been carried out using all descriptors together. Similarly, the Random Forest method was applied with 1000 trees and information gain for the split, and the k-Nearest Neighbors method with $k = 10$. As in the previous experiment, training was done on 70% of the total samples, and we used the remaining 30% for

Descriptors	kNN ($k = 10$)	Random Forest
Trajectory	0.49	0.49
MIDI info	0.68	0.76
Combination	0.68	0.82

Table 3. Weighted F_1 -score for multi-class classification, with 8 balanced classes labeled by composer, for different descriptors.

testing, arranged in well balanced classes of 60. We applied classification across the 8 classes presented in Section 3.3 and verified the results using k-fold cross validation with $k = 5$. Table 3 contains the weighted F_1 score of multi-class classification using different descriptors.

One can notice that the trajectory descriptors alone already provide interesting results. Then, when combined with the general descriptors the performance is increased, reaching more than 0.8 for the Random Forest method, and is better (by 6 points) than the results obtained with the general descriptors only.

These results suggest that the combination of descriptors using the Random Forest Classifier outperforms classification in comparison with [8] with an average of 0.75 across 3 classes, [3] with an average of 0.71 across 6 classes, and [32] with an average of 64.2 across 19 classes. In particular, the approach in [32] uses classification per composer to which our method outperforms their method on Mozart, Beethoven and Bach classes. However these results should be considered cautiously since the databases used in these approaches differ from the one used in this paper.

In table 4, the confusion matrix as well as the distribution of the samples among classes are displayed. The classes are ordered by period (composition dates).

	Palestrina	Monteverdi	Bach	Mozart	Beethoven	Schumann	Chopin	Jazz
Palestrina	18	0	0	0	0	0	0	0
Monteverdi	0	17	0	0	0	0	1	0
Bach	1	0	17	0	0	0	1	0
Mozart	0	0	0	10	1	3	5	0
Beethoven	0	0	0	3	20	0	1	0
Schumann	0	0	0	5	1	8	7	0
Chopin	0	0	0	2	1	7	8	0
Jazz	0	0	0	0	0	2	0	16

Table 4. Confusion matrix for multi-class classification with Random Forest. Example reading : 1 Bach piece has been misclassified as Palestrina.

High values (i.e. correct recognition) are obtained on the diagonal. For some styles or composers, almost no error occurs (e.g. Palestrina, Monteverdi, Bach). Moreover most errors (non-zero off-diagonal values) appear close to the diagonal, i.e. between composers of the same period (or close to). From the confusion matrix, we can derive that the middling results of the classification come from the classes Mozart, Beethoven, Schumann and Cho-

Descriptors	kNN ($k = 10$)	Random Forest
Trajectory	0.81	0.84
All descriptors	0.83	0.94

Table 5. F_1 -score for multi-class classification, with 4 unbalanced classes based on musical style.

	Ren.	Bar.	Class.	Jazz
Renaissance	35	1	0	0
Baroque	2	15	1	0
Classical	0	0	74	2
Jazz	0	0	3	19

Table 6. Confusion matrix based on musical style with Random Forest.

pin. This observation is crucial as it helps to identify the problem of classification on the harmonic complexity or indifference of a certain compositional period. All composers that appear to yield some classification errors belong to the classical (1730-1820) and romantic period (1800-1850).

This problem is solved when we focus on the classification of style rather than of composer. To this end, the dataset was re-organized into four classes : renaissance (merging the pieces by Palestrina and Monteverdi), baroque (Bach), classical (Mozart, Beethoven, Schumann and Chopin) and jazz. Results in table 5 show improved performance (even with kNN), and support the claim that works from the same period seem to have similar trajectories. As an illustration, we provide the confusion matrix in table 6.

4. CONCLUSION

In this paper we presented novel descriptors for the classification of music style based on symbolic representations and harmonic trajectories. In particular, we extended the definition of a harmonic trajectory first proposed by Bigo [4], and we defined a compliance function that chooses the most appropriate Tonnetz for a piece, in terms of compactness. We have shown that a trajectory can be reduced to 6 values, namely the centralities of the trajectory graph, and still be representative of the piece. This was demonstrated by using these trajectory descriptors for the classification of different styles of music. We have obtained some promising results in the field of automatic stylistic analysis. In particular in binary classification, we have shown that the trajectory method discriminates up to 100% depending on the style. In comparison with other techniques used in [1, 2, 3, 8, 30, 32] we implemented general midi descriptors and thus achieved average discrimination up to 82% across 8 classes with the random forest classifier. It should be noted that the approach is agnostic to the type of chords present in the musical piece, and does not depend on a specific dictionary of pre-defined chords. Hence it can be applied to any type of music, including contemporary music.

Future work should concentrate on extending the capacities of the trajectory descriptor outside of the pitch-class

barrier by modeling chroma features or even building trajectories in the timbre space [33]. Moreover, we propose working on macro-structure modeling to isolate repeating structures or repeating trajectories that represent a subset of the piece. This process could be achieved using self-similarity matrices and mathematical morphology [15, 22]. Additionally, the approach proposed by *Stylerank* [13] looks very promising and a future plan will be to combine its features with the trajectory descriptor, as well as chord filtration for result optimization.

Moreover, we propose further testing using multiple descriptors, as well as other classifiers. Last but not least, we reckon on comparing with classification done on major midi libraries such as the Million Song Dataset and the Lakh Dataset.

5. RÉFÉRENCES

- [1] Anan, Y., Hatano, K., Bannai, H., Takeda, M., Satoh, K. « Polyphonic Music Classification on Symbolic Data Using Dissimilarity Functions », Proceedings of the International Society for Music Information Retrieval Conference, Porto, Portugal, 2012.
- [2] Armentano, M. G., De Noni, W. A., Cardoso, H. F. « Genre classification of symbolic pieces of music ». *Journal of Intelligent Information Systems* 48 (2017), p. 579-599.
- [3] Basili, R., Serafini, A., Stellato, A. « Classification of musical genre: a machine learning approach », Proceedings of the International Society for Music Information Retrieval Conference, Barcelone, Espagne, 2004.
- [4] Bigo, L. « Représentations symboliques musicales et calcul spatial ». thèse de doctorat, sous la dir. de A. Spicher, M. Andreatta, Université Paris Est, 2013.
- [5] Boldi, P., Vigna, S. « Axioms for centrality ». *Internet Mathematics* 10/3-4 (2014), p. 222-262.
- [6] Breiman, L. « Random Forests ». *Machine Learning* 45 (2001), p. 5-32.
- [7] Carsault, T., Nika, J., Esling, P. « Using musical relationships between chord labels in automatic chord extraction tasks. » Proceedings of the International Society for Music Information Retrieval Conference, Paris, 2018.
- [8] Cataltepe, Z., Yaslan, Y., Sonmez, A. « Music genre classification using MIDI and audio features ». *EURASIP Journal on Advances in Signal Processing* 2007 (2007).
- [9] Catanzaro, M. « Generalized tonnetze ». *Journal of Mathematics and Music* 5/2 (2011), p. 117-139.
- [10] Conklin, D. « Multiple viewpoint systems for music classification ». *Journal of New Music Research* 42/1 (2013), p. 19-26.
- [11] Cover, T., Hart, P. « Nearest neighbor pattern classification ». *IEEE Transactions on Information Theory* 13/1 (1967), p. 21-27.
- [12] Cuthbert, M., Ariza, C. « music21: A Toolkit for Computer-Aided Musicology and Symbolic Music Data ». Proceedings of the International Society for Music Information Retrieval Conference, Utrecht, Pays-Bas, 2010.
- [13] Ens, J., Pasquier, P. « Quantifying musical style: Ranking symbolic music based on similarity to a style », Proceedings of the International Society for Music Information Retrieval Conference, Delft, Pays-Bas, 2019.
- [14] Forte, A. *The structure of atonal music*. Yale University Press, Londres, 1973.
- [15] Foote, J. « Visualizing music and audio using self-similarity ». Proceedings of the ACM International Conference on Multimedia, Portland, États-Unis, 1999.
- [16] Freeman, L. « Centrality in Networks: I. Conceptual Clarifications ». *Social Networks* 1/3 (1978-1979), p. 214-239.
- [17] Hagberg, A., Schult, D., Swart, P. « Exploring network structure, dynamics, and function using NetworkX ». Proceedings of the 7th Python in Science Conference, Pasadena, États-Unis, 2008.
- [18] Hillewaere, R., Manderick, B., and Conklin, D. « String quartet classification with monophonic models ». Proceedings of the International Society for Music Information Retrieval Conference, Utrecht, Allemagne, 2010.
- [19] Katz, L. « A new status index derived from sociometric analysis ». *Psychometrika* 18/1 (1953), p. 39-43.
- [20] Kennedy, M., Bourne, J. *The concise Oxford dictionary of music*. Oxford University Press, Oxford, 2004.
- [21] Lascabettes, P. *Homologie Persistante Appliquée à la Reconnaissance de Genres Musicaux*, Master 1 Thesis, Ecole Normale Supérieure Paris-Saclay and IRMA/Université de Strasbourg, 2018.
- [22] Lascabettes, P. *Mathematical Morphology Applied to Music, mémoire de Master*, sous la dir. de M. Andreatta, C. Guichaoua, École Normale Supérieure Paris-Saclay, 2019.
- [23] Lucarelli, F. *Espace Midi*. En ligne. [www.espace-midi.com, accédé le 21 octobre 2020.]
- [24] McKay, C. *MIDI Links*. McGill University, Montréal. [www.music.mcgill.ca/~cmckay/midi.html, accédé le 21 octobre 2020.]
- [25] McKay, C., Julie, C., Ichiro F. « JSYMBOLIC 2.2: Extracting Features from Symbolic Music for use in Musicological and MIR Research », Proceedings of the International Society for Music Information Retrieval Conference, Paris, 2018.
- [26] Oldham, S., Fulcher, B., Parkes, L., Fornito, A. « Consistency and differences between centrality measures across distinct classes of networks » *PLOS ONE* 14/7 (2019).

- [27] Pedregosa, F. et coll. (+15) « Scikit-learn: Machine Learning in Python » *Journal of Machine Learning Research* 12 (2011), p. 2825-2830.
- [28] Raffel, C., Ellis, D. P. W. « Extracting Ground-Truth Information from MIDI Files: A MIDIfesto », Proceedings of the International Society for Music Information Retrieval Conference, New York, États-Unis, 2016.
- [29] Raffel, C., Ellis, D. P. W. « Intuitive analysis, creation and manipulation of MIDI data with pretty_midi », Proceedings of the International Society for Music Information Retrieval Conference (Late Breaking and Demo Papers), Taipei, Taiwan, 2014.
- [30] Ren, Y., Volk, A., Swierstra, W. S., Veltkamp, R. C. « Analysis by classification: A comparative study of annotated and algorithmically extracted patterns in symbolic music data ». Proceedings of the International Society for Music Information Retrieval Conference, Paris, France, 2019.
- [31] Saramäki, J., Kivelä, M., Onnela, J., Kaski, K., Kertesz, J. « Generalizations of the clustering coefficient to weighted complex networks ». *Physical Review E* 75/2 (2007), 027105.
- [32] Verma, H., Thickstun, J. « Convolutional Composer Classification ». Proceedings of the International Society for Music Information Retrieval Conference, Delft, Pays-Bas, 2019.
- [33] Wessel, D. L. « Timbre space as a musical control structure ». *Computer Music Journal* 3/2 (1979), p. 45-52.